

RANGER 30 RECESSED

E12I0016-

base number Color Temperature

- 1.To build a product code in our configurator select the specify button on the base model # product page
2. To build a manual product code on this datasheet choose from the options listed below in blue font and add the suffix to the base model #

GENERAL

Series: Ranger 30

Brand: Unonovesette

Division: Exterior

Mounting Type: Recessed

Mounting Location: In-Ground

Subcategory: Drive Over

PHYSICAL

Shape: Rectangle

Length (mm): 1010

Length (in): 39 3/4

Width (mm): 30

Width (in): 1 1/4

Height (mm): 31.5

Height (in): 1 1/4

Light Distribution: Direct

Weight (kg): 0.56

Weight (lbs): 2.45

Load Resistance (kg): 5000

Load Resistance (lbs): 11023

Fixture Finish: Opal White

Fixture Material: Extruded PMMA with Opal

Cable Details: IP67 300mm Cable

ELECTRICAL

Lamp Type: LED

Input Wattage (W): 14.8

Total Output Wattage (W): 12.2

Dimming: Non-Dimming / Phase Dimming (120Vac only) / 0-10V Dimming

Driver Included: No

Driver Location: Remote

Driver Type: Constant Voltage - Universal

Driver Class: Class 2

Input Voltage (V): 120 - 277

Output Voltage (V): 24

LED

Color Temperature (°K): 2200 / 2700 / 3000 / 4000

Max. Delivered Lumen (lm): 800

CRI: >90 CRI

Lamp Life (hrs): 100000

OPTICAL

Optic°: 150

Beam Angle: Diffused

Adjustability: Fixed

RATINGS AND CERTIFICATIONS

Certified By: Certified for North American Standards

IP rating: IP67

IK Rating: IK10

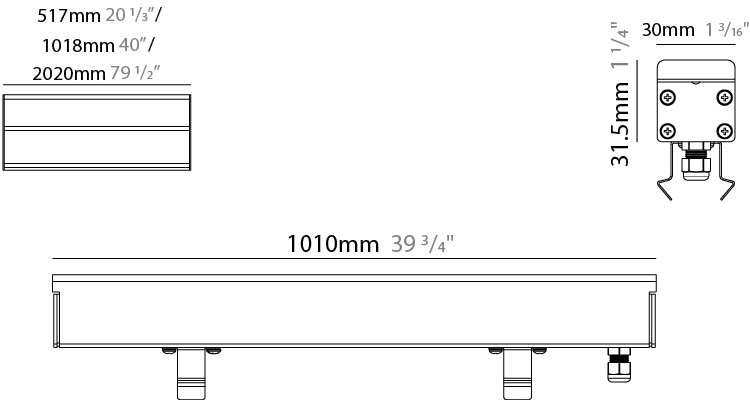
PROJECT

TYPE

SPECIFIER

QUANTITY

DATE



RANGER 30 RECESSED

E12I0017-

base number Color Temperature

- 1.To build a product code in our configurator select the specify button on the base model # product page
- 2. To build a manual product code on this datasheet choose from the options listed below in blue font and add the suffix to the base model #

GENERAL

Series: Ranger 30
Brand: Unonovesette
Division: Exterior
Mounting Type: Recessed
Mounting Location: In-Ground
Subcategory: Drive Over

PHYSICAL

Shape: Rectangle
Length (mm): 2010
Length (in): 79 1/8
Width (mm): 30
Width (in): 1 1/4
Height (mm): 31.5
Height (in): 1 1/4
Light Distribution: Direct
Weight (kg): 2.22
Weight (lbs): 4.89
Load Resistance (kg): 5000
Load Resistance (lbs): 11023
Fixture Finish: Opal White
Fixture Material: Extruded PMMA with Opal
Cable Details: IP67 300mm Cable

ELECTRICAL

Lamp Type: LED
Input Wattage (W): 30
Total Output Wattage (W): 24.4
Dimming: Non-Dimming / Phase Dimming (120Vac only) / 0-10V Dimming
Driver Included: No
Driver Location: Remote
Driver Type: Constant Voltage - Universal
Driver Class: Class 2
Input Voltage (V): 120 - 277
Output Voltage (V): 24

LED

Color Temperature (°K): 2200 / 2700 / 3000 / 4000
Max. Delivered Lumen (lm): 1600
CRI: >90 CRI
Lamp Life (hrs): 100000

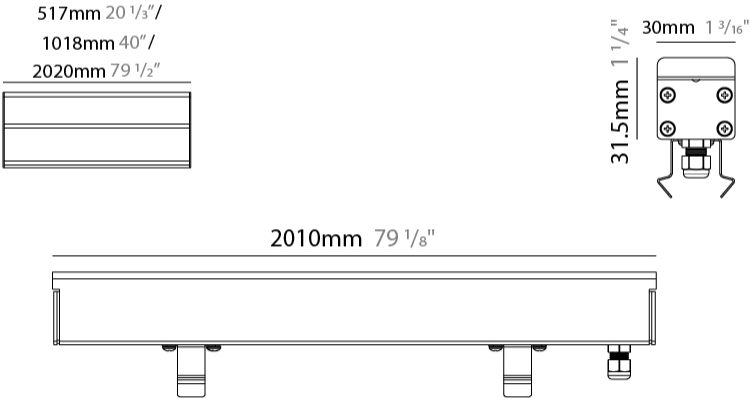
OPTICAL

Optic°: 150
Beam Angle: Diffused
Adjustability: Fixed

RATINGS AND CERTIFICATIONS

Certified By: Certified for North American Standards
IP rating: IP67
IK Rating: IK10

PROJECT
TYPE
SPECIFIER
QUANTITY
DATE



RANGER 30 RECESSED

E12I0030-RGBW

base number

1. To build a product code in our configurator select the specify button on the base model # product page
2. To build a manual product code on this datasheet choose from the options listed below in blue font and add the suffix to the base model #

GENERAL

Series: Ranger 30

Brand: Unonovesette

Division: Exterior

Mounting Type: Recessed

Mounting Location: In-Ground

Subcategory: Drive Over

PHYSICAL

Shape: Rectangle

Length (mm): 510

Length (in): 20

Width (mm): 30

Width (in): 1 1/16

Height (mm): 31.5

Height (in): 1 1/4

Light Distribution: Direct

Weight (kg): 0.56

Weight (lbs): 1.2

Load Resistance (kg): 5000

Load Resistance (lbs): 11023

Fixture Finish: Opal White

Fixture Material: Extruded PMMA with Opal

Cable Details: IP67 300mm Cable

ELECTRICAL

Lamp Type: LED

Input Wattage (W): 11.5

Dimming: DMX

Control Gear: DMX

Driver Included: No

Driver Location: Remote

Driver Type: Constant Voltage - Universal

Driver Class: Class 2

Input Voltage (V): 120 - 277

Output Voltage (V): 24

LED

Color Temperature (°K): RGBW

CRI: >90 CRI

Lamp Life (hrs): 100000

Special LEDs offerings: RGBW

OPTICAL

Optic°: 150

Beam Angle: Diffused

Adjustability: Fixed

RATINGS AND CERTIFICATIONS

Certified By: Certified for North American Standards

IP rating: IP67

IK Rating: IK10

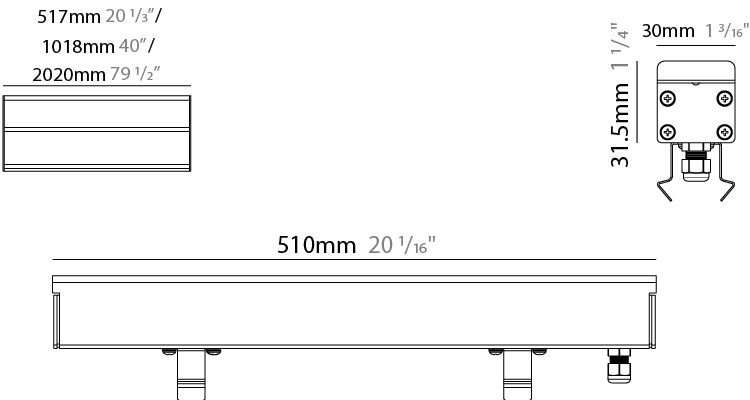
PROJECT

TYPE

SPECIFIER

QUANTITY

DATE



RANGER 30 RECESSED

E12I0031-RGBW

base number

1. To build a product code in our configurator select the specify button on the base model # product page
2. To build a manual product code on this datasheet choose from the options listed below in blue font and add the suffix to the base model #

GENERAL

Series: Ranger 30

Brand: Unonovesette

Division: Exterior

Mounting Type: Recessed

Mounting Location: In-Ground

Subcategory: Drive Over

PHYSICAL

Shape: Rectangle

Length (mm): 1010

Length (in): 39 3/4

Width (mm): 30

Width (in): 1 1/4

Height (mm): 31.5

Height (in): 1 1/4

Light Distribution: Direct

Weight (kg): 0.56

Weight (lbs): 2.45

Load Resistance (kg): 5000

Load Resistance (lbs): 11023

Fixture Finish: Opal White

Fixture Material: Extruded PMMA with Opal

Cable Details: IP67 300mm Cable

ELECTRICAL

Lamp Type: LED

Input Wattage (W): 23

Dimming: DMX

Control Gear: DMX

Driver Included: No

Driver Location: Remote

Driver Type: Constant Voltage - Universal

Driver Class: Class 2

Input Voltage (V): 120 - 277

Output Voltage (V): 24

LED

Color Temperature (°K): RGBW

CRI: >90 CRI

Lamp Life (hrs): 100000

Special LEDs offerings: RGBW

OPTICAL

Optic°: 150

Beam Angle: Diffused

Adjustability: Fixed

RATINGS AND CERTIFICATIONS

Certified By: Certified for North American Standards

IP rating: IP67

IK Rating: IK10

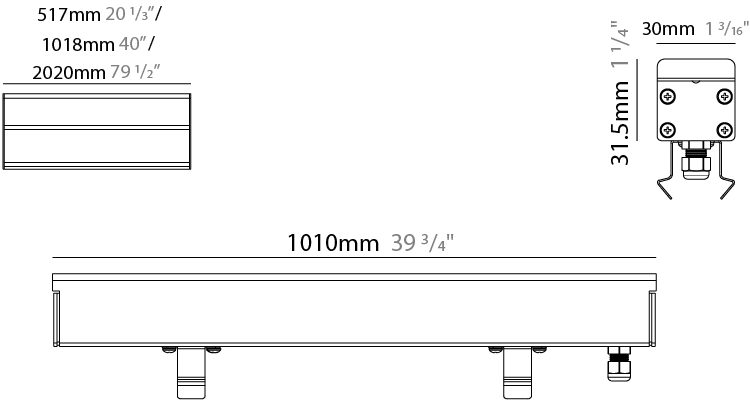
PROJECT

TYPE

SPECIFIER

QUANTITY

DATE



RANGER 30 RECESSED

E12I0032-RGBW

base number

1. To build a product code in our configurator select the specify button on the base model # product page
2. To build a manual product code on this datasheet choose from the options listed below in blue font and add the suffix to the base model #

GENERAL

Series: Ranger 30

Brand: Unonovesette

Division: Exterior

Mounting Type: Recessed

Mounting Location: In-Ground

Subcategory: Drive Over

PHYSICAL

Shape: Rectangle

Length (mm): 2010

Length (in): 79 1/8

Width (mm): 30

Width (in): 1 1/16

Height (mm): 31.5

Height (in): 1 1/4

Light Distribution: Direct

Weight (kg): 2.22

Weight (lbs): 4.89

Load Resistance (kg): 5000

Load Resistance (lbs): 11023

Fixture Finish: Opal White

Fixture Material: Extruded PMMA with Opal

Cable Details: IP67 300mm Cable

ELECTRICAL

Lamp Type: LED

Input Wattage (W): 46

Dimming: DMX

Control Gear: DMX

Driver Included: No

Driver Location: Remote

Driver Type: Constant Voltage - Universal

Driver Class: Class 2

Input Voltage (V): 120 - 277

Output Voltage (V): 24

LED

Color Temperature (°K): RGBW

CRI: >90 CRI

Lamp Life (hrs): 100000

Special LEDs offerings: RGBW

OPTICAL

Optic°: 150

Beam Angle: Diffused

Adjustability: Fixed

RATINGS AND CERTIFICATIONS

Certified By: Certified for North American Standards

IP rating: IP67

IK Rating: IK10

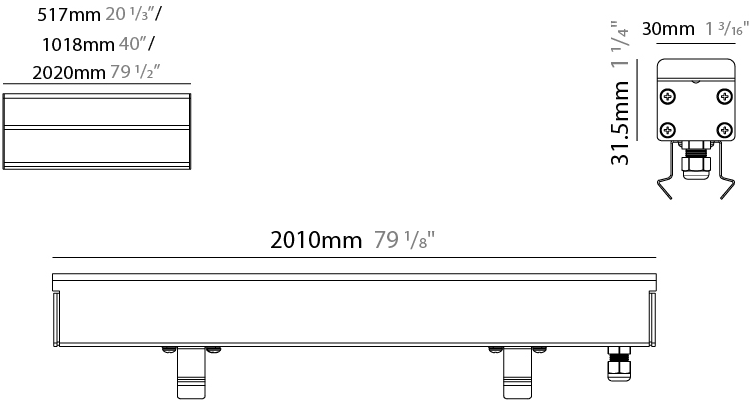
PROJECT

TYPE

SPECIFIER

QUANTITY

DATE



| |
|-----------|
| PROJECT |
| TYPE |
| SPECIFIER |
| QUANTITY |
| DATE |

Fixture Finish

Digital: Not all screens are calibrated the same, and therefore, colors will appear differently between screens.
Physical: When texture is involved, there will be variations in color, character and tone within a product series and between product families.



LEGEND

| | | | | | |
|--|---|--|--|--|--|
| | floor-mounted | | pivotal | | special LED (upon request) RGB, RGBW, tunable, gold+, meat+, art+, fashion+ |
| | wall and ceiling: recessed and surface mounted | | rotating | | warm dim / natural dimming LED |
| | ceiling-mounted and wall-mounted | | illuminate tilted | | rechargeable battery powered |
| | wall-mounted | | color of suspension cable | | fixture with natural vivid LED (upon request) |
| | omni-directional light distribution | | length of suspension cable | | color rendering index |
| | direct light distribution | | reflector degree selection | | color temperature |
| | direct/indirect light distribution | | super spot | | lumen (luminous flux) |
| | indirect light distribution | | lens | | efficacy (lumens per watt) |
| | asymmetric light distribution | | lens pack | | Unified Glare Rating (UGR) range from 5-40 |
| | aura light distribution | | shine ring | | marine grade (AISI 316 stainless steel) |
| | round wall or ceiling cut-out | | integrated shine ring with diffuser | | walk on |
| | square wall or ceiling cut-out | | free individual colors 01-29 | | drive on |
| | the supplied jig specifies the cutout dimensions | | individual colors: 00 (free of charge), 01-25 (extra charge) | | Dark Sky Compliance |
| | minimum distance (meters) lamp - object | | luminaire part to be colored (F1) | | Americans with Disabilities Act (less than 4" off the wall located between 27"-84" from floor) |
| | recessed depth | | luminaire part to be colored (F2) | | lamp protected against explosion |
| | ceiling thickness in mm | | luminaire part to be colored (F3) | | blown glass using traditional methods by master glass blower |
| | ceiling thickness selection | | luminaire part to be colored (F4) | | acoustic material |
| | dimmable DP (phase), DV (0-10V), DD (dali), DS (step-dim) | | luminaire part to be colored (F5) | | protection class I, protection insulation |
| | included or excluded LED driver/transformer/control gear | | color of 3-circuit adaptor | | protection class II, protection insulation |
| | separately switchable | | indirect diffuser | | ETL Certified to UL and CSA Standards |
| | sensor | | direct diffuser | | UL Certified to UL and CSA Standards |
| | remote control | | ball-proof (upon request) | | CSA Certified to UL and CSA Standards |
| | available upon request | | accessory | | Certified for North American Standards |

IP RATING

| | |
|--|--|
| | protected against ingress of solid bodies greater than 12.5mm (finger) |
| | protected against ingress of solid bodies greater than 2.5mm protected against sprays of water up to 60 degrees from the vertical (rain) |
| | protected against ingress of solid bodies greater than 1mm (wire) no protection against the ingress of moisture |
| | protected against ingress of solid bodies greater than 1mm (wire) protected against sprays of water up to 60 degrees from the vertical (rain) |
| | protected against ingress of solid bodies greater than 1mm (wire) protected against water splashed from all directions |
| | protected against limited ingress of dust (wet rooms/covered outdoor areas) protected against water splashed from all directions |
| | protected against ingress of dust protected against jets of water |
| | protected against ingress of dust protected against powerful jets of water or heavy seas |
| | protected against ingress of dust protected against immersion of water between 15cm - 1m for 30 minutes |
| | protected against ingress of dust protected against immersion of water under pressure for long periods |

IK RATING

| | |
|--|---|
| | protected against 0.14 joules impact (equivalent to 0.25kg mass dropped from 56mm above the surface) |
| | protected against 0.2 joules impact (equivalent to 0.25kg mass dropped from 80mm above the surface) |
| | protected against 0.35 joules impact (equivalent to 0.25kg mass dropped from 140mm above the surface) |
| | protected against 0.5 joules impact (equivalent to 0.25kg mass dropped from 200mm above the surface) |
| | protected against 0.7 joules impact (equivalent to 0.25kg mass dropped from 280mm above the surface) |
| | protected against 1 joules impact (equivalent to 0.25kg mass dropped from 400mm above the surface) |
| | protected against 2 joules impact (equivalent to 0.5kg mass dropped from 400mm above the surface) |
| | protected against 5 joules impact (equivalent to 1.7kg mass dropped from 300mm above the surface) |
| | protected against 10 joules impact (equivalent to 5.0kg mass dropped from 200mm above the surface) |
| | protected against 20 joules impact (equivalent to 5.0kg mass dropped from 400mm above the surface) |